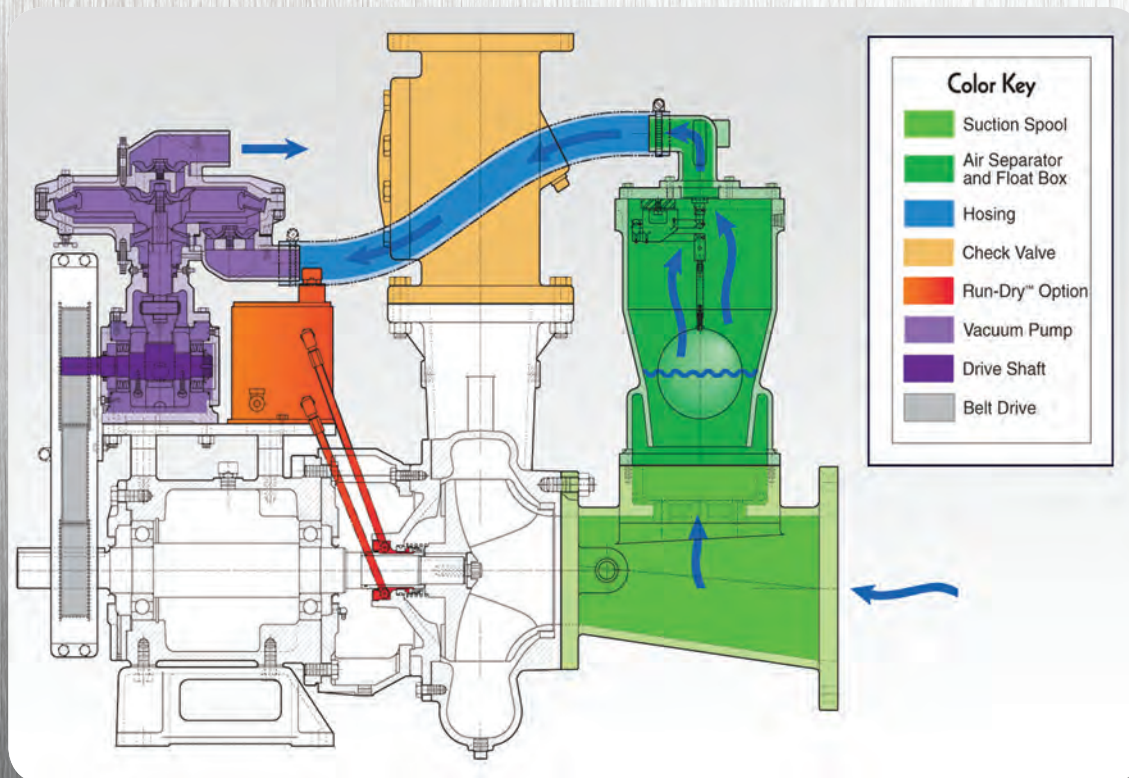




## Pontoon and Skid Mounted Pump Sets

PUMP TECHNOLOGY SERVICES pontoon and skid mounted pump sets are manufactured in a variety of sizes and styles for a multitude of dewatering applications. Utilising Tru-Flow centrifugal pumps with open or closed impellers for various media and particle size with head and flow capabilities up to 200 Metres and 800 Litres per second, major features are the Redi-prime system that automatically primes the suction pipe during start up, Run Dry Mechanical Seal lubrication system and easy to use operator control systems with vital function indicators and alarms.



## Redi-Prime Features

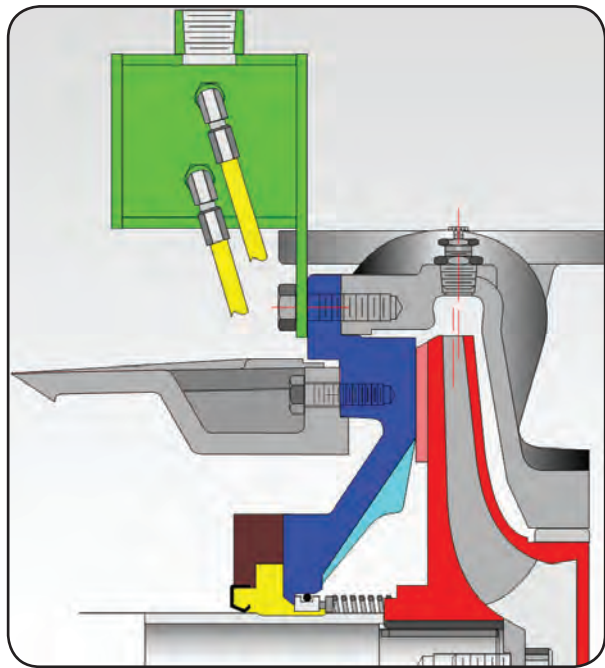
Diaphragm vacuum pump creates low pressure in the suction line drawing water into the ball valve chamber, ball valve rises and shuts off the suction diaphragm pump; the pump is now primed and operating at full capacity.

T: (08) 9528 5277

W: [www.pumptech.com.au](http://www.pumptech.com.au)

E: [webmaster@pumptech.com.au](mailto:webmaster@pumptech.com.au)






## Run Dry Mechanical Seal

Run Dry Mechanical Seals can withstand extended periods of dry running thanks to the integral lubrication system; the seal cavity has synthetic oil back up lubrication from a gravity fed tank which features level and temperature indicators.

## Redi-Prime Pumpsets Performance Operation and Curve

System head requirements have performance factors that should be taken into account, suction pipe should be larger diameter than the pump inlet with at least 4 times the diameter of straight pipe after any bends, and taper reducers should always have the straight side at the top to avoid air pocket entrapment. Foot valves or strainers (if used) should not impose excessive restriction and limit the suction lift to less than 4 Metres.



## Redi-Prime Skid and Trailer Pumpsets

Choice of CAT or Cummins latest series common rail turbo diesel engines for efficient and dependable use, operator controls featuring variable speed controls and vital engine information and shutdown alarms. 3 phase electric motor options are also available on request.

Also available from PUMP TECHNOLOGY SERVICES are the range of skid and trailer mounted pump sets which are capable of mine dewatering in hard to access or remote locations.

